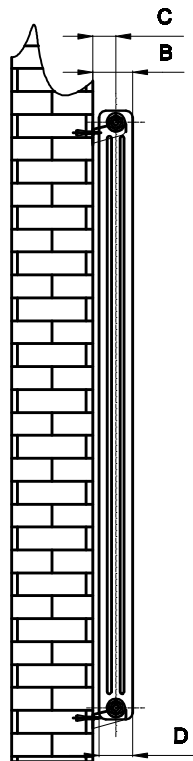
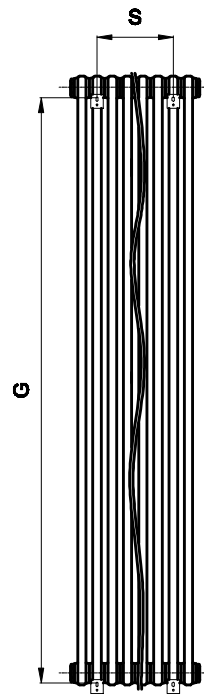


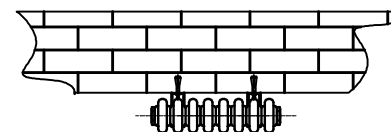
Front View



Side View



Back View



Top view

SUPPLIED INSTALLATION ACCESSORIES

— X4 — X8 ○ X2

🔧 X4 ● X1 ○ X1

- Vertical Mounting
- Optional Color Selection
- Max Operational Pressure:6Bar
- Inlet/Outlet:1/2"Female Pipe Thread
- All Dimensions are in mm

Product Code	Product Name	pipe number	Height	Width	Thickness	hanger Axes Horizontal	Wall to front face of the bracket	hanger Axes vertical	Wall to pipe center distance	Empty Weight	Water volume
			H	W	D	S	B	G	C		
			mm	mm	mm	mm	mm	mm	mm		
3/C184	COLONA 1800X200	4	1800	200	100	135	118	1730	68	18.6	8.21
3/C186	COLONA 1800X290	6	1800	290	100	135	118	1730	68	27.8	12.31
3/C188	COLONA 1800X380	8	1800	380	100	225	118	1730	68	37.1	16.41