



MATERIAL
• Stainless steel
Grade 304



DELIVERY
• All items in bold
next working day



**YEAR
GUARANTEE**



FOR FITTING INSTRUCTIONS VISIT
www.dqheating.com

MAIN IMAGE:
Shown in Brushed with Essential Angled Valves in White / Chrome with additional towel rail in Brushed

INSET IMAGE:
Shown in Brushed with additional towel rail in Brushed

DELTA

VERTICAL & HORIZONTAL

Slimline panels of either brushed or polished stainless steel, set together in four or seven elements, create this striking radiator. The Delta can be positioned horizontally if required.

E: sales@dqheating.com – T: 01842 810833


TECHNICAL INFORMATION

STANDARD CONNECTIONS 1/2" **F** = Flow **P** = Plug
 R = Return **V** = Vent

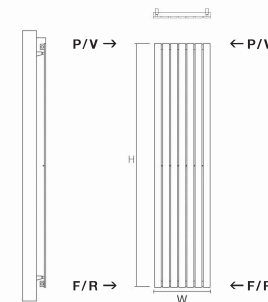
PIPE CENTRES

Vertical = radiator width + valves

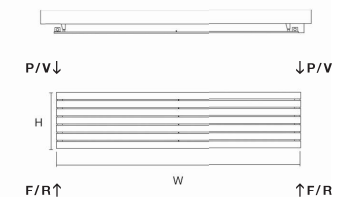
Horizontal = radiator width - 50mm



Wall to front face = 60-70mm
Wall to pipe centre = 35-45mm



VERTICAL



HORIZONTAL

Model	Height (H) (mm)	Width (W) (mm)	Watts At 50°C	Btu's At 50°C	Brushed Stainless (inc VAT)	Polished Stainless (inc VAT)	RAL Colour Finishes (inc VAT)	Weight (kgs)
DELTA VERTICAL								
Delta 160/4 V	1600	230	631	2155	£625	£688	£894	12
Delta 160/7 V	1600	410	929	3173	£912	£1,003	£1,304	18
Delta 180/4 V	1800	230	697	2380	£697	£766	£996	13
Delta 180/7 V	1800	410	1046	3570	£1,010	£1,112	£1,446	20
Delta 200/4 V	2000	230	774	2644	£767	£843	£1,096	15
Delta 200/7 V	2000	410	1162	3966	£1,125	£1,237	£1,608	22
DELTA HORIZONTAL								
Delta 160/4 H	1600	230	631	2155	£625	£688	£894	12
Delta 160/7 H	1600	410	929	3173	£912	£1,003	£1,304	18
Delta 180/4 H	1800	230	697	2380	£697	£766	£996	13
Delta 180/7 H	1800	410	1046	3570	£1,010	£1,112	£1,446	20
Delta 200/4 H	2000	230	774	2644	£767	£843	£1,096	15
Delta 200/7 H	2000	410	1162	3966	£1,125	£1,237	£1,608	22

* All items in bold – Next working day delivery

* All items not in bold – 2 weeks delivery

VALVES & ACCESSORIES

(Please see pages 141-148)

ADDITIONAL EXTRAS:

- TOWEL RAIL TO FIT 230MM WIDE IN BRUSHED + **£55**
- TOWEL RAIL TO FIT 230MM WIDE IN POLISHED + **£68**
- TOWEL RAIL TO FIT 410MM WIDE IN BRUSHED + **£75**
- TOWEL RAIL TO FIT 410MM WIDE IN POLISHED + **£95**

AVAILABLE IN THE FOLLOWING FINISHES:

