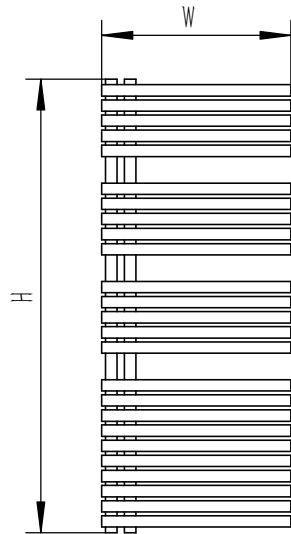
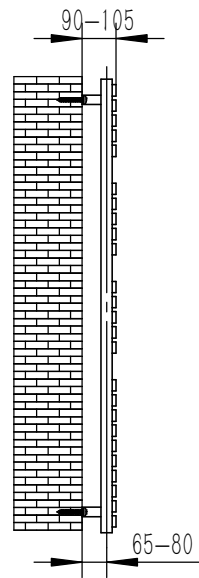


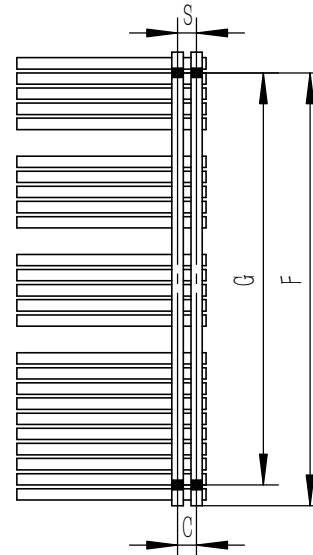
ENTICE



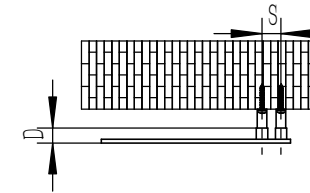
FRONT VIEW



SIDE VIEW



BACK VIEW



TOP VIEW

SUPPLIED INSTALLATION ACCESSORIES



BLANKING PLUG 1PCS



INSERT 4PCS



SCREW 4PCS



AIR VENT 1PCS



BRACKET 4PCS



WALL PLUG 4PCS



GRAB SCREW 4PCS

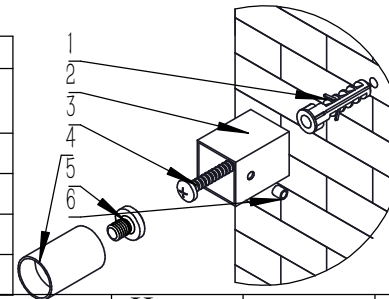


SCREW 4PCS



ALIEN KEYS 1PCS

- Vertical Mounting
- Optional 304 QUALITY STAINLESS STEEL RADIATOR (RNS-ENT5120:ENTICE RADIATOR)
- POLISHED
- MAX Operational Pressure:10Bar
- Inlet/Outlet:1/2"Female Pipe Thread
- All Dimensions are in mm



Product Name	Product Cude	Height	Width	Thick Ness	Plumbing Axes Center to Center	Hanger Axes Horizontal	Hanger To Bottom of the Product	Hanger Axes Vertical	Water Volume	Empty Weight	Thermal Output
		H	W	D	C	S	F	G	-	-	Wat-Btu/hr($\Delta 50^\circ$)
		mm	mm	mm	mm	mm	mm	mm	mm	L	kg
ENTICE	RNS-ENT5077	770	500	40	50	50	715	660			
ENTICE	RNS-ENT5120	1200	500	40	50	50	1145	1090			
ENTICE	RNS-ENT5170	1700	500	40	50	50	1645	1590			

REINA