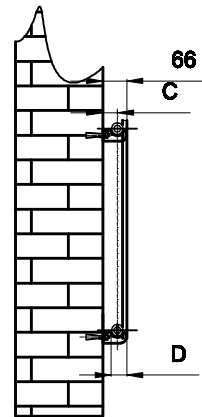
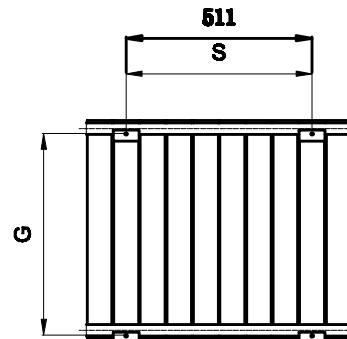


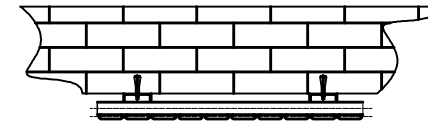
Front View



Side View



Back View



Top view

SUPPLIED INSTALLATION ACCESSORIES

- X4    — X8    ○ X2
- ⌋ X4    ● X1    ○ X1

- Vertical Mounting
- Optional Color Selection
- Max Operational Pressure:6Bar
- Inlet/Outlet:1/2"Female Pipe Thread
- All Dimensions are in mm

Product Code	Product Name	pipe number	Height	Width	Thickndss	hanger Axes Horizontal	hanger Axes vertical	Wall to pipe center distance	Empty Weight	Water volume
			H mm	W mm	D mm	S mm	G mm	C mm	- kg	- l
RND-FL06A	FLAT	6	600	440	46	219	555	40	7.6	2.8
RND-FL08A	FLAT	8	600	588	46	365	555	40	10.2	3.7
RND-FL11A	FLAT	11	600	810	46	584	555	40	13.9	5.1
RND-FL14A	FLAT	14	600	1032	46	803	555	40	17.6	6.5
RND-FL17A	FLAT	17	600	1254	46	1022	555	40	21.5	7.9
RND-FL19A	FLAT	19	600	1402	46	1168	555	40	24.7	8.8