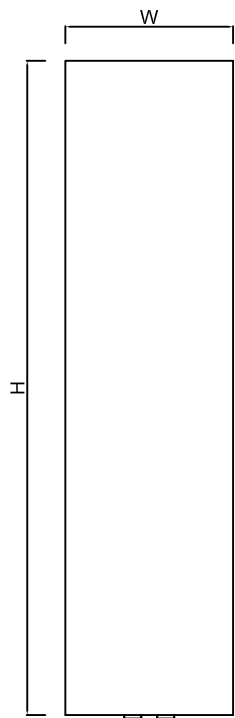
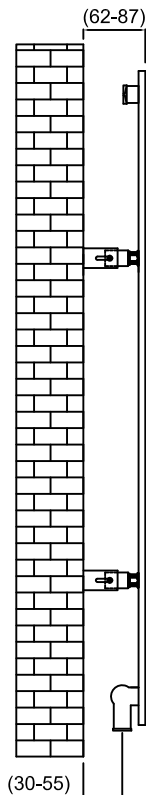


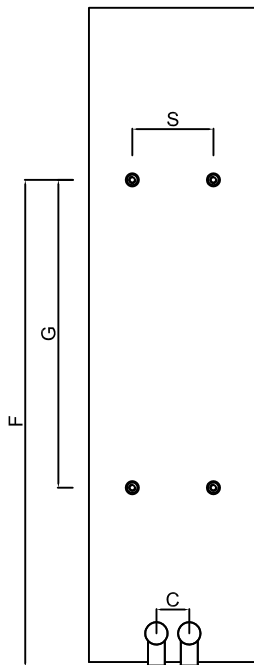
SLIMLINE - 300



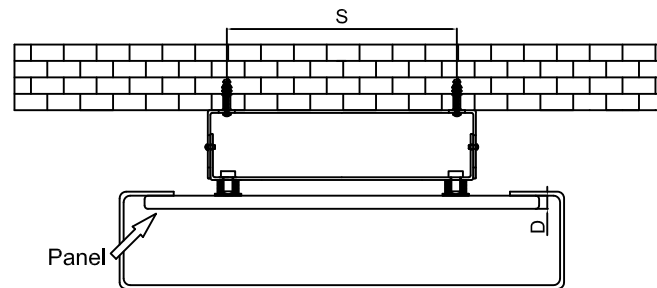
Front View



Side View

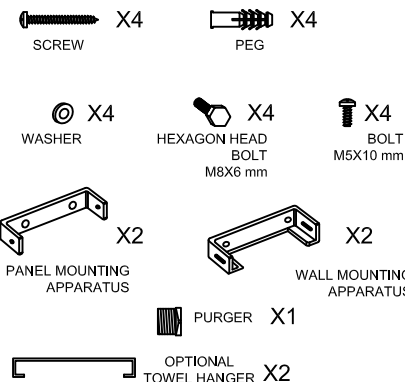


Back View

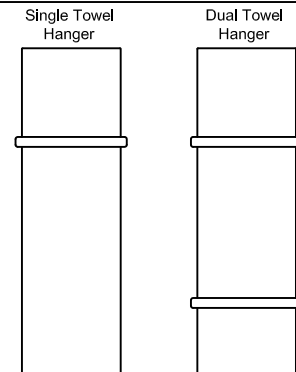


Top View

SUPPLIED INSTALLATION ACCESSORIES



TOWEL HANGER OPTIONS



- Vertical Mounting
- Optional Chromium Coated Towel Hanger: (RND-SLNTR03S : SLIMLINE RADIATOR CHROME 300 TOWEL BAR)
- Optional Ral Color Selection
- Max Operational Pressure: 6 Bar
- Inlet/Outlet: 1/2" Female Pipe Thread
- All Dimensions are in mm

| Product Name | Product Code | Height | Width | Thickness | Plumbing Axes Center to Center | Hanger Axes Horizontal | Hanger to Bottom of the Product | Hanger Axes Vertical | Water Volume | Empty Weight | Thermal Output |
|----------------------------|---------------------|--------|-------|-----------|--------------------------------|------------------------|---------------------------------|----------------------|--------------|--------------|----------------------|
| | | H | W | D | C | S | F | G | - | - | Watt - BTU/hr (Δ50°) |
| | | mm | mm | mm | mm | mm | mm | mm | mm | L | |
| SLIMLINE 470 X 300 | RND-SLN04703 | 470 | 300 | 13 | 50 | 175 | 392 | 240 | 0.4 | 4.0 | 185 - 631 |
| SLIMLINE 770 X 300 | RND-SLN07703 | 770 | 300 | 13 | 50 | 175 | 572 | 360 | 0.6 | 6.1 | 304 - 1036 |
| SLIMLINE 1170 X 300 | RND-SLN11703 | 1170 | 300 | 13 | 50 | 175 | 877 | 600 | 0.9 | 8.8 | 462 - 1576 |
| SLIMLINE 1470 X 300 | RND-SLN14703 | 1470 | 300 | 13 | 50 | 175 | 1117 | 720 | 1.2 | 10.8 | 581 - 1981 |
| SLIMLINE 1770 X 300 | RND-SLN17703 | 1770 | 300 | 13 | 50 | 175 | 1357 | 840 | 1.4 | 12.9 | 700 - 2385 |

